

ENVIRONMENTAL SAMPLING CORPORATION

Dedicated to Environmental Monitoring, Science & Technology

January 20, 2022

Ms. Beth Stroik
Milwaukee Metropolitan Sewerage District
Industrial Waste Department
260 West Seeboth Street
Milwaukee, WI 53204

**Re: Emerald Park Landfill, LLC
Wastewater Discharge Permit No. 8.07
Periodic Compliance Report – Fourth Quarter 2021**


Dear Ms. Stroik:

On behalf of Emerald Park Landfill (EPL), Environmental Sampling Corporation is submitting the Fourth Quarter 2021 Periodic Compliance Report (Attachment 1). This compliance report is being submitted in accordance with Part 3.01 of the current facility discharge permit. No monitoring was required during the reporting period in accordance with Discharge Permit 8.07 and no split sampling was conducted in conjunction with MMSD.

As required by Part 3.01 subpart (2), this periodic compliance report contains the average and maximum flow rates. No wastewater volume was hauled off-site during Fourth Quarter 2021.

This information satisfies the reporting requirements for the Fourth Quarter 2021 discharge period. If you have any questions or comments regarding this submittal, please contact Dan Otzelberger of Emerald Park Landfill at (414) 788-1281 or the undersigned at (414) 427-5033.

Sincerely,
Environmental Sampling Corporation



Tracy Ipavec
Sr. Environmental Specialist

Enclosures

cc: Dan Otzelberger – EPL (electronic copy)
Tim Curry – GFL Environmental-Midwest (electronic copy)
Kari Rabideau – GFL Environmental-Midwest (electronic copy)
EPL File Copy
Nick Dykstra – Tetra Tech (electronic copy)
EPL Standing Committee (electronic copy)
Jo Spear – JSA Environmental (electronic copy)
Frank Perugini – ESC (electronic copy)




**Emerald Park Landfill, LLC
Wastewater Discharge Permit No. 8.07
Periodic Compliance Report – Fourth Quarter 2021**

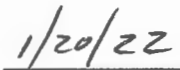
Certification:

To the best of my knowledge, my facility does not discharge the pollutants prohibited by sec. 11.202(13), MMSD Rules, at levels above the limits established in sec. 1.02, MMSD Wastewater Discharge Permit 5515.08. My knowledge is based upon historical sampling of my facility's wastewater discharge, and my understanding of the processes, activities, and operations at my facility.

I certify under penalty of law that this document and all attachments were prepared under my direction or supervision in accordance with a system designed to assure that qualified personnel properly gather and evaluate the information submitted. Based on my inquiry of the person or persons who manage the system or those persons directly responsible for gathering the information, the information submitted is to the best of my knowledge and belief true, accurate, and complete. I am aware that there are significant penalties for submitting false information, including the possibility of fine and imprisonment for knowing violations.



Signature



Date

Daniel Otzelberger
Print Name

Landfill General Manager II
Title

Attachment 1
Periodic Compliance Report

Periodic Compliance Report

Wastewater Discharge Permit No. 8.07

Facility Name: Emerald Park Landfill
Street Address: W124 S10629 S. 124th Street
City and Zip Code: Muskego, WI 53150

Outfall 1.0

Pollutant	Results (mg/L)	Sample Type	Starting Date and Time	Ending Date and Time	Sample Collector	Analytical Method	Analyst (Lab)
No samples were required during the current reporting period.							

Laboratory Name Not applicable

DNR Certification Number Not applicable

Long-term Average and Maximum Process Wastewater Daily Flow Rates

From 10/1/2021 To 12/31/2021
Beginning Date Ending Date

Average Daily Flow Rate 39,000 Gallons per day
Maximum Daily Flow Rate 76,000 Gallons per day

Periodic Compliance Report

Wastewater Discharge Permit No. 8.07

Facility Name: Emerald Park Landfill
 Street Address: W124 S10629 S. 124th Street
 City and Zip Code: Muskego, WI 53150

Calculations:

Outfall 1.0 Flow		
Month-Yr	Gallons	Days of Discharge
Oct-21	1,337,000	31
Nov-21	1,111,000	30
Dec-21	1,185,000	31
Total	3,633,000	92

Total flow (10/01/21 - 12/31/21): 3,633,000 gallons
 Days of discharge: 92 days

$$\text{Avg. Daily Flow Rate} = \frac{\text{Total flow (gal)}}{\text{Days of discharge}} = \frac{3,633,000 \text{ gal.}}{92 \text{ days}} = 39,489 \text{ gal/day}$$

Estimate at: 39,000 gal/day

Note:
 Flow data was provided by the City of Muskego Department of Public Works (DPW) and is recorded in thousand gallons. The average daily flow rate is estimated in thousand gallons for this submittal.

Domestic Wastewater and Process Wastewater (Leachate):

Outfall 1.0 Flow	
Q4-21	Gallons
Total Wastewater Discharged	3,633,000
Estimated Domestic Wastewater	30,000
Estimated Process Wastewater (Leachate)	3,603,000

Note:
 The quarterly domestic wastewater discharged during fourth quarter 2021 was estimated based on the average domestic wastewater discharged during 2016, and the average quarterly domestic wastewater discharged during the first, second, and third quarters of 2007. The quarterly discharge volumes during the three 2007 quarters represent only domestic wastewater; no leachate was discharged to MMSD until fourth quarter 2007. Wastewater volumes are estimated in thousand gallons for this submittal.

